

# SPECIAL EUROBAROMETER 101.5 | EB046EP

## EU POST-ELECTORAL SURVEY 2024 (EB046EP)



26 349 interviews | Methodology (EU27): Face-to-face\*  
Fieldwork: 13 June 2024 – 8 July 2024

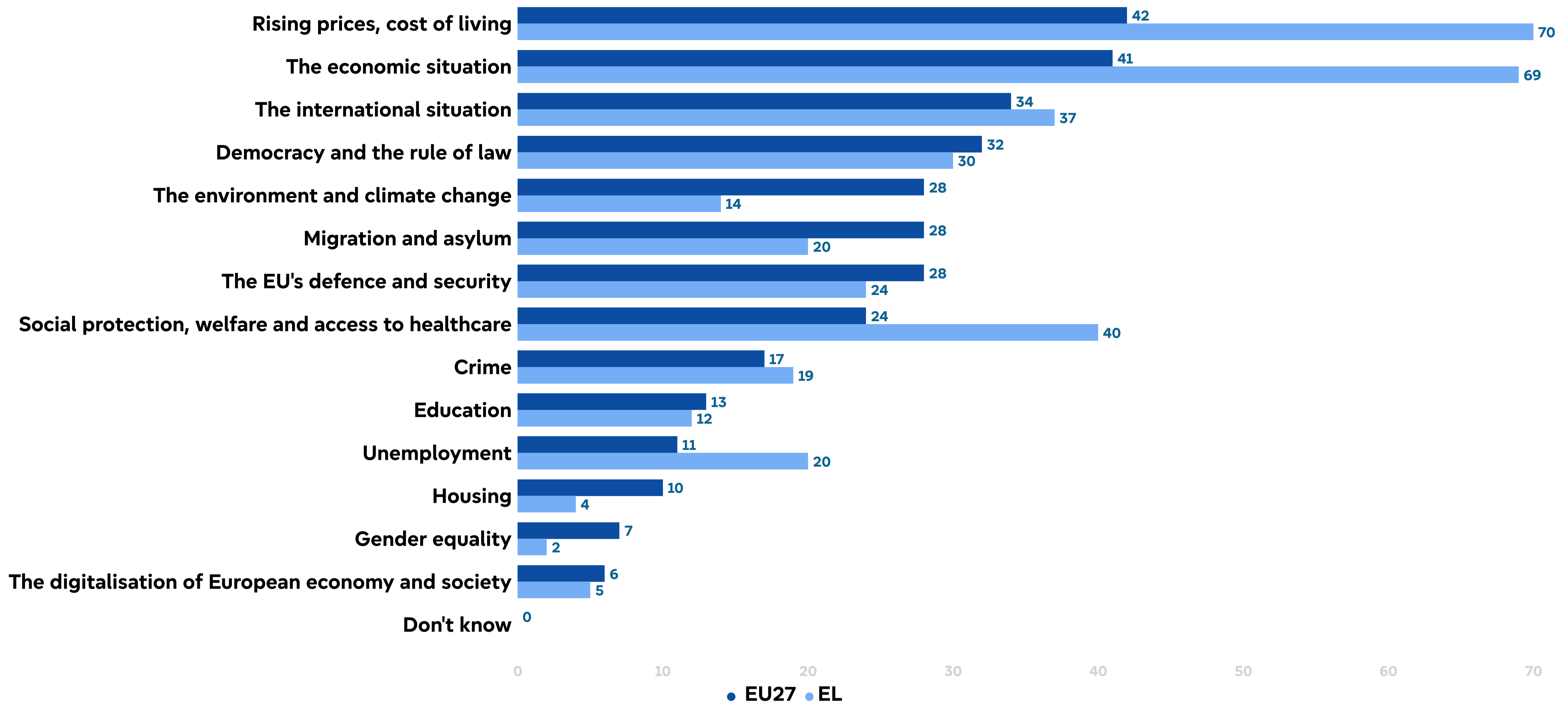
1 001 interviews | Methodology (EL): Face-to-face  
Fieldwork: 13 June 2024 – 2 July 2024

\*Including CAVI (Computer-assisted video interviewing) in Czechia, Denmark, Malta and Finland

### Factsheet Greece

## TOPICS ENCOURAGING THE VOTE AT THE 2024 EUROPEAN ELECTIONS

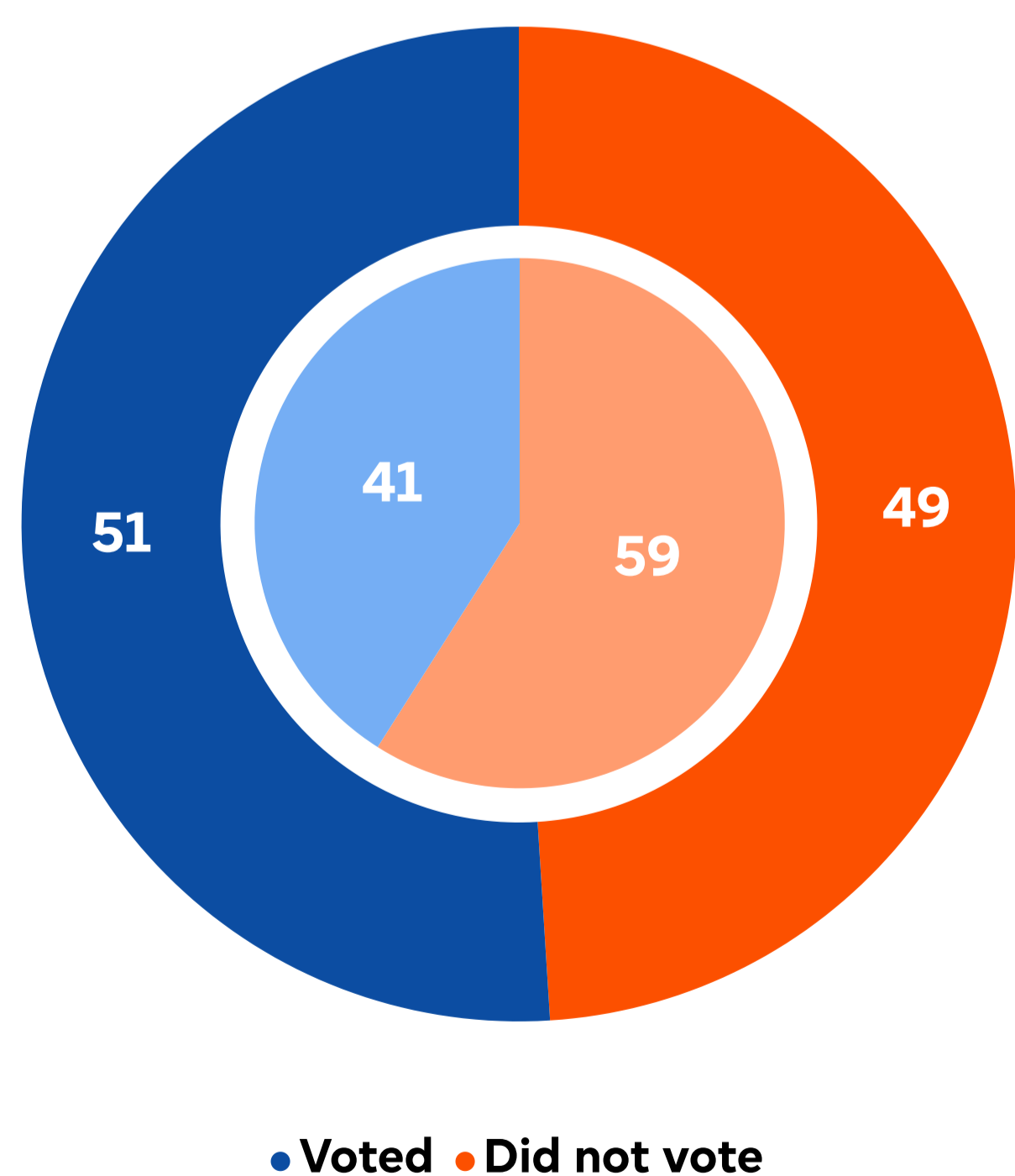
QA4ab. Which of the following is the main topic that encouraged you to vote in the recent European elections? Firstly? And then? (%)



Base: Respondents who declared they voted in the European elections 2024. Additional weighting: Results weighted by turnout.

## WHO VOTED IN THE 2024 EUROPEAN ELECTIONS

QA1R. European elections were held on the (INSERT DATE ACCORDING TO COUNTRY). For one reason or another, some people in (OUR COUNTRY) did not vote in these elections. Did you yourself vote in the recent European elections? - (%)



EU27 Outer Pie  
EL Inner Pie

	EU27	EL
Voted	51 = 41	▼18
Did not vote	49 = 59	▲18

▲▼ (Jun/Jul 2024 - June 2019)

### Voted

	EU27	EL
<b>Age</b>		
15-24	36	26
25-39	46	30
40-54	51	41
55 +	58	49
<b>Gender</b>		
Man	53	47
Woman	50	36
<b>Socio-professional category</b>		
Self-employed	56	52
Managers	63	49
Other white collars	55	33
Manual workers	44	37
House persons	38	39
Unemployed	29	26
Retired	58	50
Students	46	19

Additional weighting: Results weighted by turnout.

# SPECIAL EUROBAROMETER 101.5 | EB046EP

## EU POST-ELECTORAL SURVEY 2024 (EB046EP)



26 349 interviews | Methodology (EU27): Face-to-face\*  
Fieldwork: 13 June 2024 – 8 July 2024

1 001 interviews | Methodology (EL): Face-to-face  
Fieldwork: 13 June 2024 – 2 July 2024

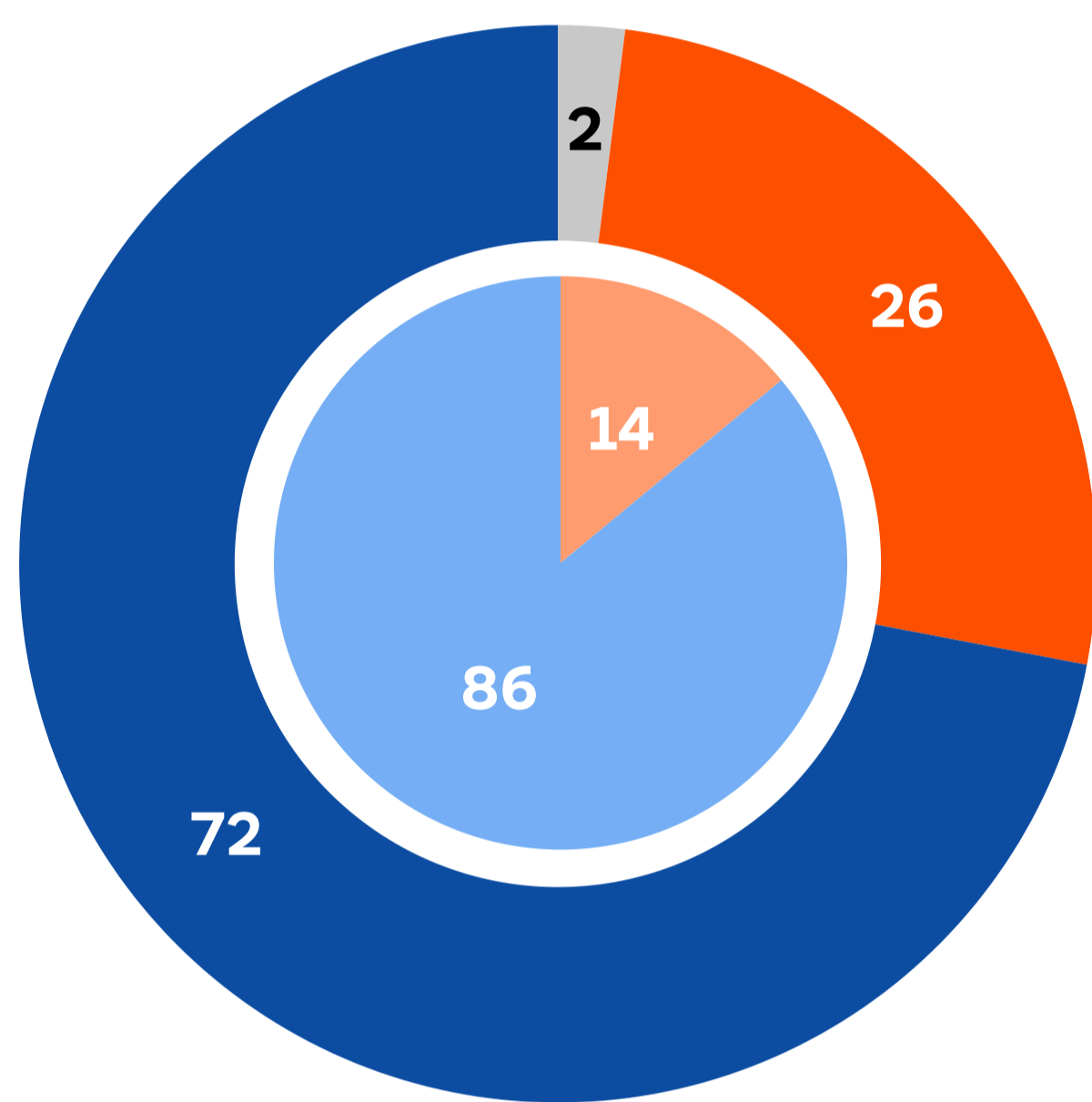
\*Including CAVI (Computer-assisted video interviewing) in Czechia, Denmark, Malta and Finland

### Factsheet Greece

## IMPACT OF THE EU ON CITIZENS LIVES

### IMPORTANCE OF EU MEMBERSHIP

QA22. Would you say the actions of the EU have an impact on your daily life? - (%)

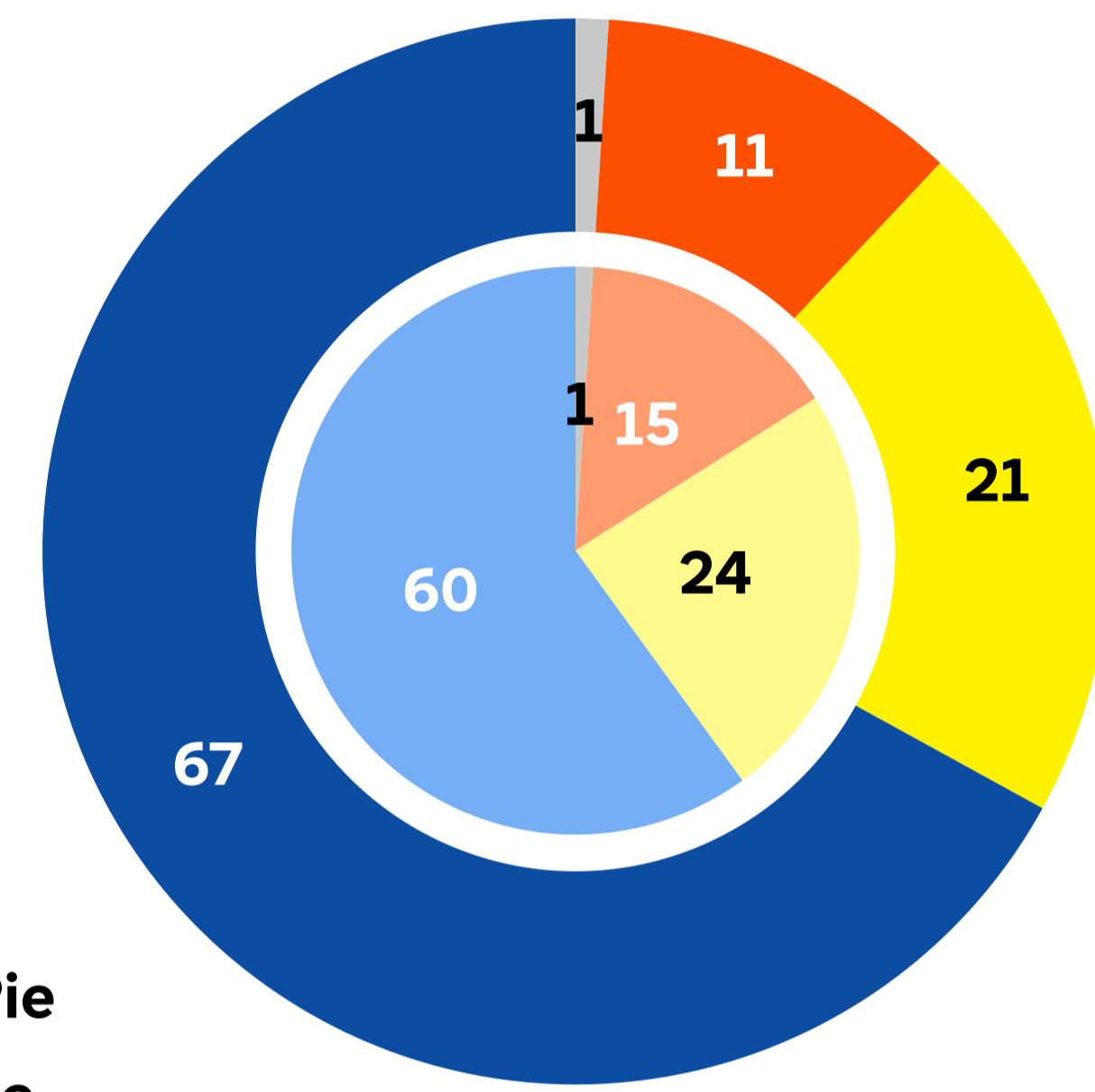


● Total 'Yes' ● Total 'No' ● Don't know

	EU27	EL
Total 'Yes'	72 ▼1	86 ▲3
Total 'No'	26 =	14 ▼2
Don't know	2 ▲1	0 ▼1

▲▼ (Jun/Jul 2024 - Feb/Mar 2024)

QA21. How important is it for you that (OUR COUNTRY) is a Member State of the European Union? Please use a scale from 1 to 10 where 1 means 'not at all important' and 10 means 'extremely important'. - (%)



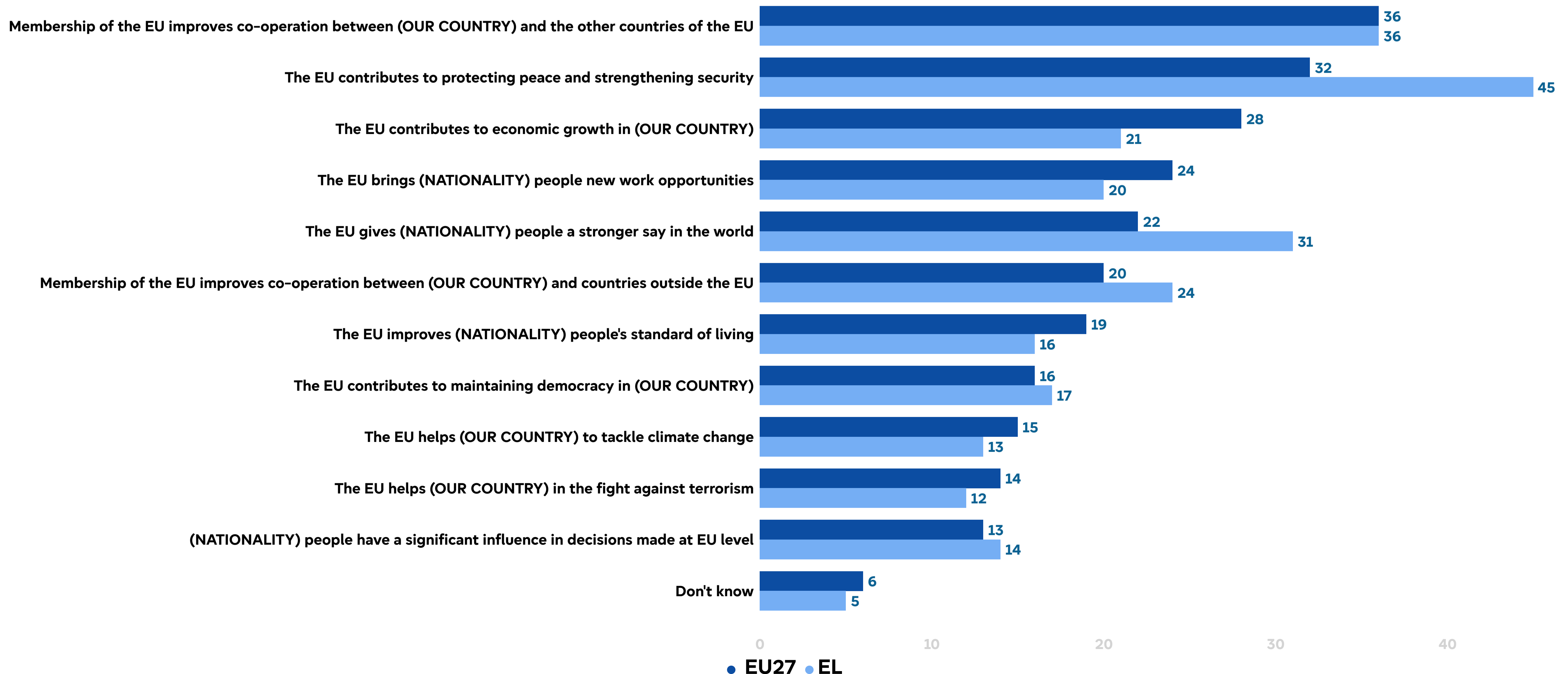
● Total 'Important' (7-10) ● Total 'Neutral' (5-6) ● Total 'Not important' (1-4) ● Don't know

	EU27	EL
Total 'Important' (7-10)	67 ▲2	60 ▼4
Total 'Neutral' (5-6)	21 ▼1	24 ▲1
Total 'Not important' (1-4)	11 ▼1	15 ▲3
Don't know	1 =	1 =

▲▼ (Jun/Jul 2024 - Feb/Mar 2024)

## BENEFITS OF BEING A MEMBER OF THE EU

QA20ab. Regardless of whether you think (OUR COUNTRY) has benefited or not from being a member of the EU, which of the following are the main reasons why people think (OUR COUNTRY) has benefited from being a member of the EU? Firstly? And then? (%)



● EU27 ● EL

# SPECIAL EUROBAROMETER 101.5 | EB046EP

## EU POST-ELECTORAL SURVEY 2024 (EB046EP)



26 349 interviews | Methodology (EU27): Face-to-face\*  
Fieldwork: 13 June 2024 – 8 July 2024

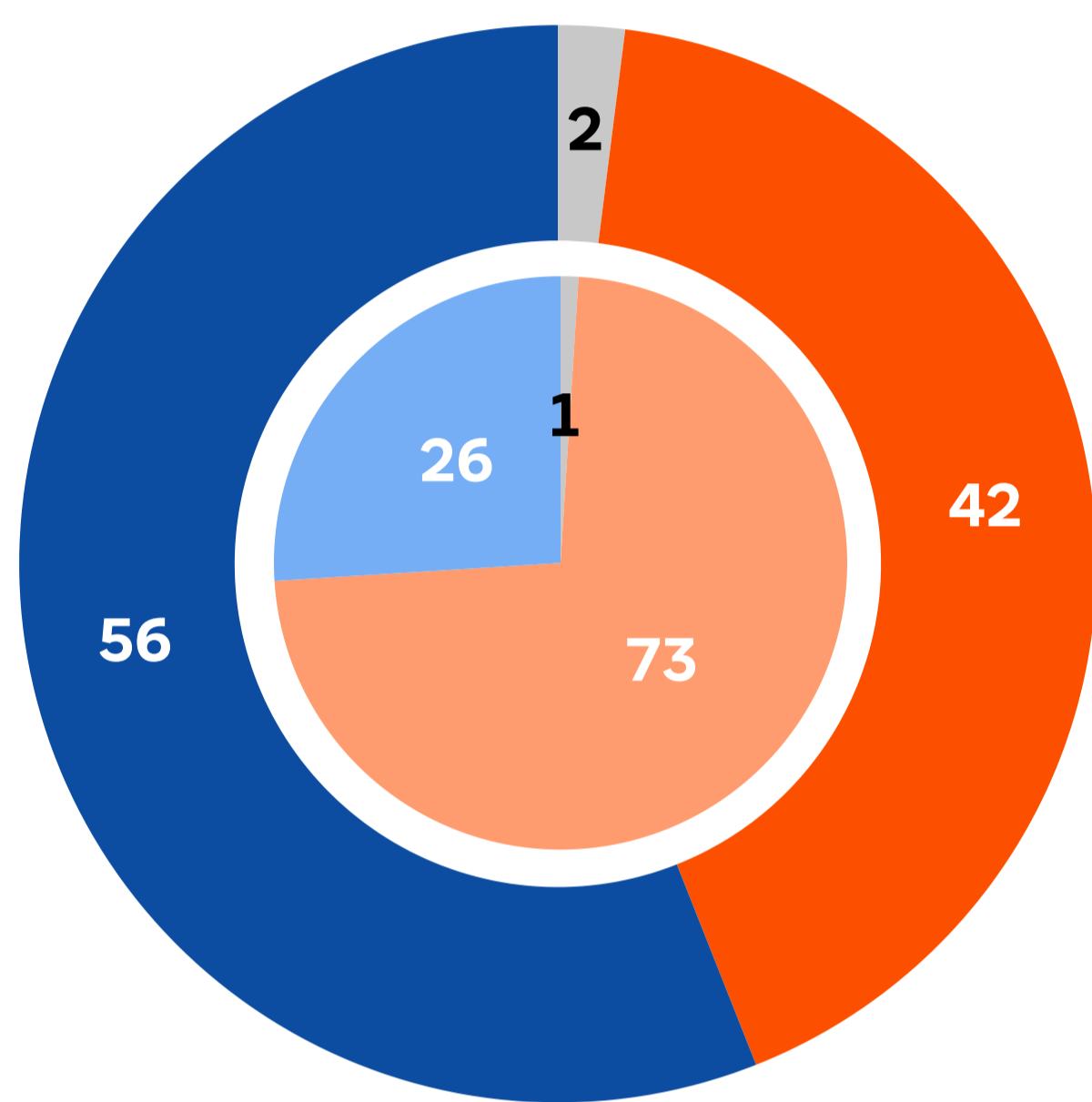
1 001 interviews | Methodology (EL): Face-to-face  
Fieldwork: 13 June 2024 – 2 July 2024

\*Including CAVI (Computer-assisted video interviewing) in Czechia, Denmark, Malta and Finland

### Factsheet Greece

## CITIZENS' VOICE AND OPTIMISM ABOUT THE FUTURE OF THE EU

D72.1. To what extent do you agree or disagree with each of the following statements. – My voice counts in the EU (%)

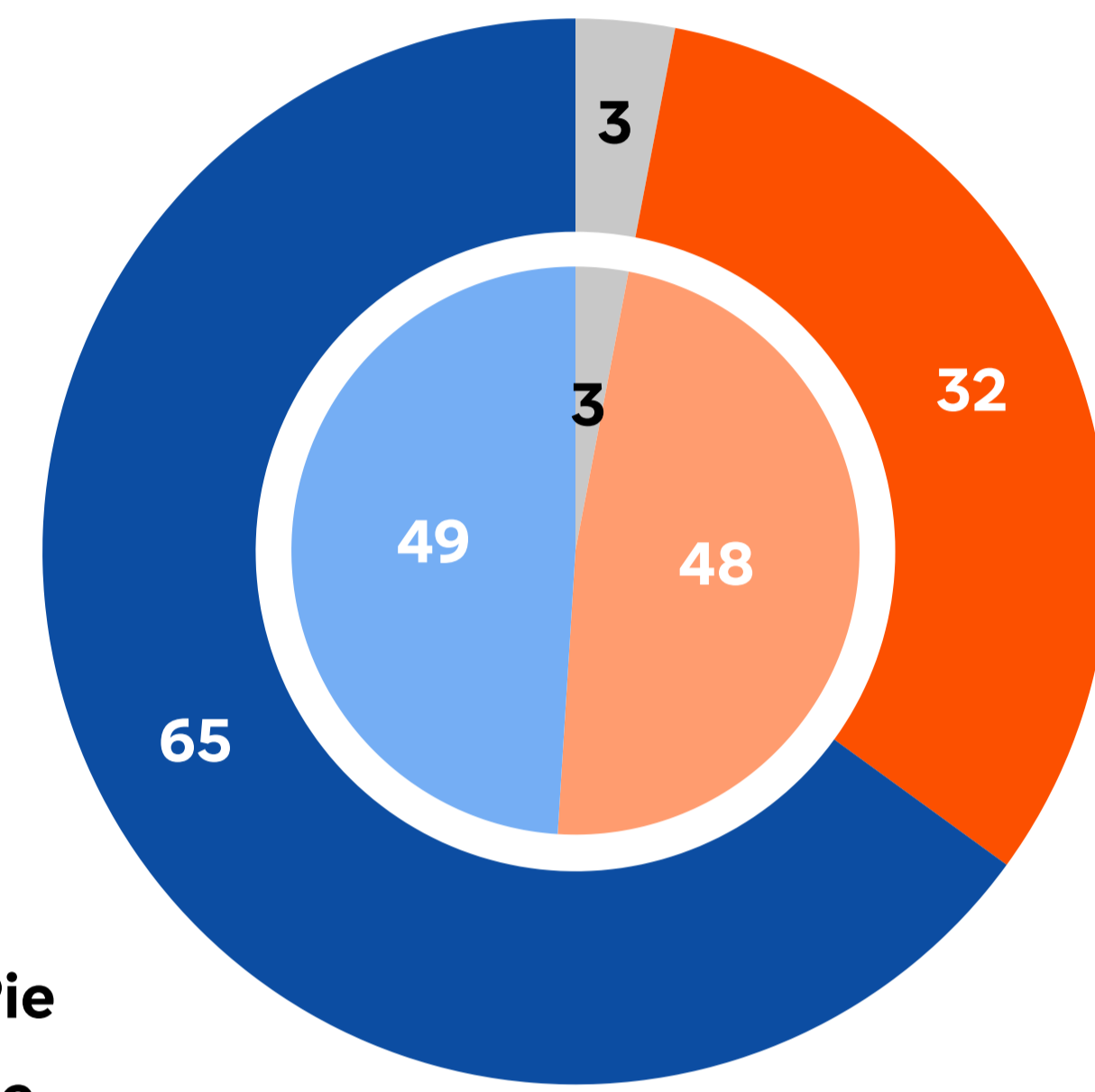


● Total 'Agree' ● Total 'Disagree' ● Don't know

	EU27	EL
Total 'Agree'	56	26
Total 'Disagree'	42	73
Don't know	2	1

▲▼ (Jun/Jul 2024 – Feb/Mar 2024)

SD22. Would you say that you are very optimistic, fairly optimistic, fairly pessimistic or very pessimistic about the future of the EU? – (%)



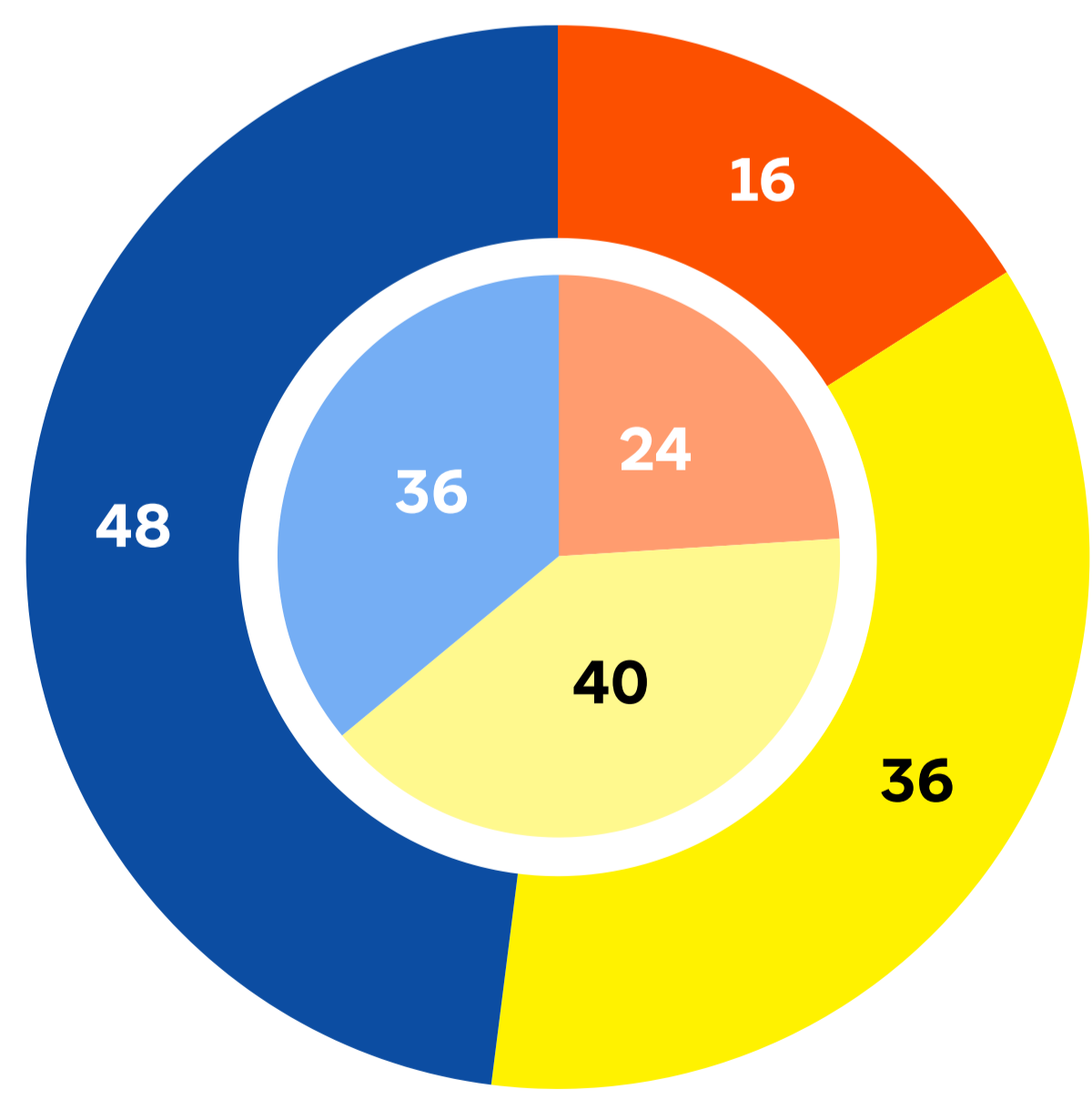
● Total 'Optimistic' ● Total 'Pessimistic' ● Don't know

	EU27	EL
Total 'Optimistic'	65	49
Total 'Pessimistic'	32	48
Don't know	3	3

▲▼ (Jun/Jul 2024 – Feb/Mar 2024)

## IMAGE OF THE EUROPEAN UNION AND PARLIAMENT

D78. In general, does the EU conjure up for you a very positive, fairly positive, neutral, fairly negative or very negative image? – (%)

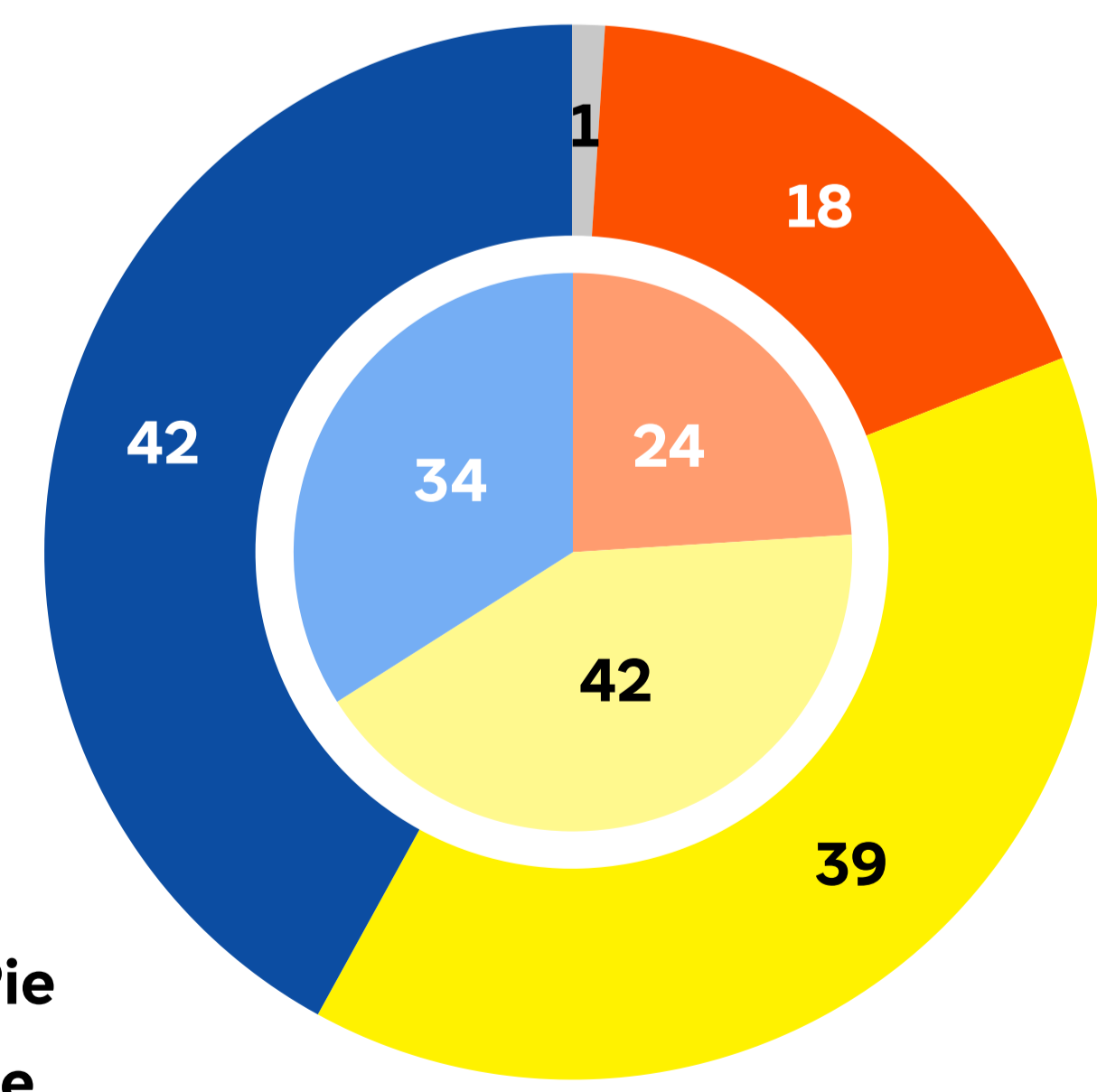


● Total 'Positive' ● Neutral ● Total 'Negative'

	EU27	EL
Total 'Positive'	48	36
Neutral	36	40
Total 'Negative'	16	24

▲▼ (Jun/Jul 2024 – Feb/Mar 2024)

QA16. In general, do you have a very positive, fairly positive, neutral, fairly negative or very negative image of the European Parliament? – (%)



● Total 'Positive' ● Neutral ● Total 'Negative' ● Don't know

	EU27	EL
Total 'Positive'	42	34
Neutral	39	42
Total 'Negative'	18	24
Don't know	1	0

▲▼ (Jun/Jul 2024 – Feb/Mar 2024)

# SPECIAL EUROBAROMETER 101.5 | EB046EP

## EU POST-ELECTORAL SURVEY 2024 (EB046EP)



26 349 interviews | Methodology (EU27): Face-to-face\*  
Fieldwork: 13 June 2024 – 8 July 2024

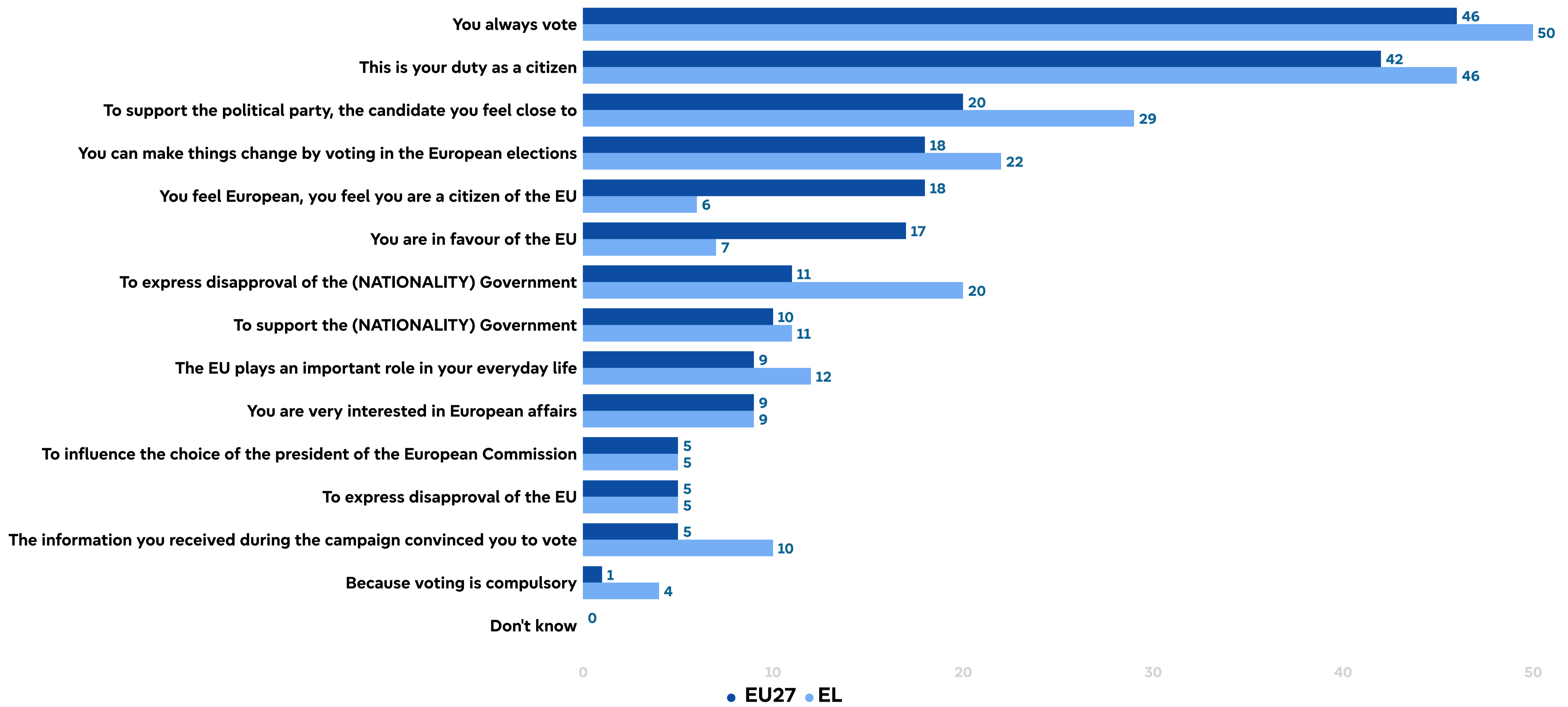
1 001 interviews | Methodology (EL): Face-to-face  
Fieldwork: 13 June 2024 – 2 July 2024

\*Including CAVI (Computer-assisted video interviewing) in Czechia, Denmark, Malta and Finland

## Factsheet Greece

### REASONS FOR VOTING

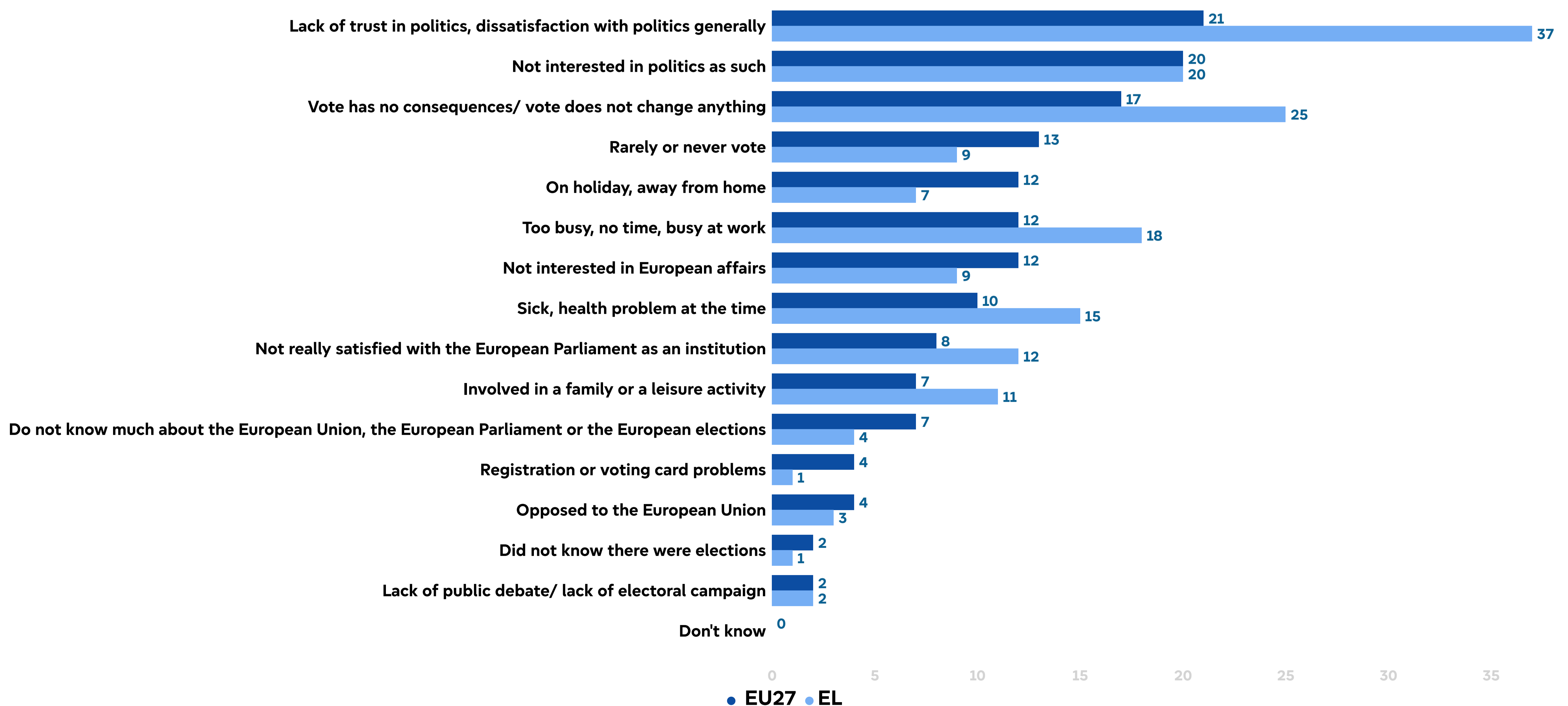
QA3. What are the main reasons why you decided to vote in the European elections? (MAX. 3 ANSWERS) (%)



Base: Respondents who declared they voted in the European elections 2024. Additional weighting: Results weighted by turnout.

### REASONS FOR NOT VOTING

QA7. What are the main reasons why you did NOT vote in the recent European elections? (MAX. 3 ANSWERS) (%)



Base: Respondents who declared they did not vote in the European elections 2024. Additional weighting: Results weighted by turnout.