

SPECIAL EUROBAROMETER 101.5 | EB046EP

EU POST-ELECTORAL SURVEY 2024 (EB046EP)



26 349 interviews | Methodology (EU27): Face-to-face*
Fieldwork: 13 June 2024 – 8 July 2024

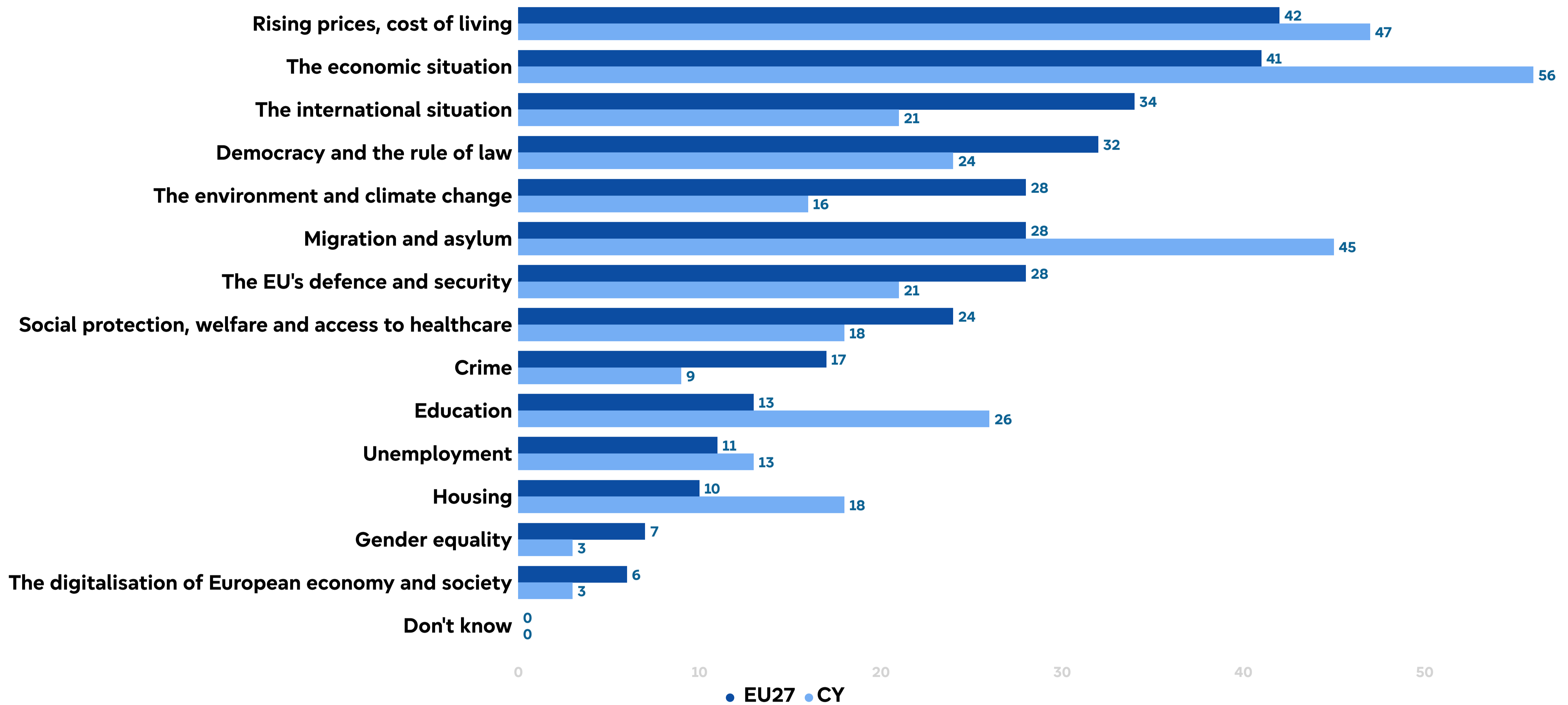
506 interviews | Methodology (CY): Face-to-face
Fieldwork: 13 June 2024 – 5 July 2024

*Including CAVI (Computer-assisted video interviewing) in Czechia, Denmark, Malta and Finland

Factsheet Cyprus

TOPICS ENCOURAGING THE VOTE AT THE 2024 EUROPEAN ELECTIONS

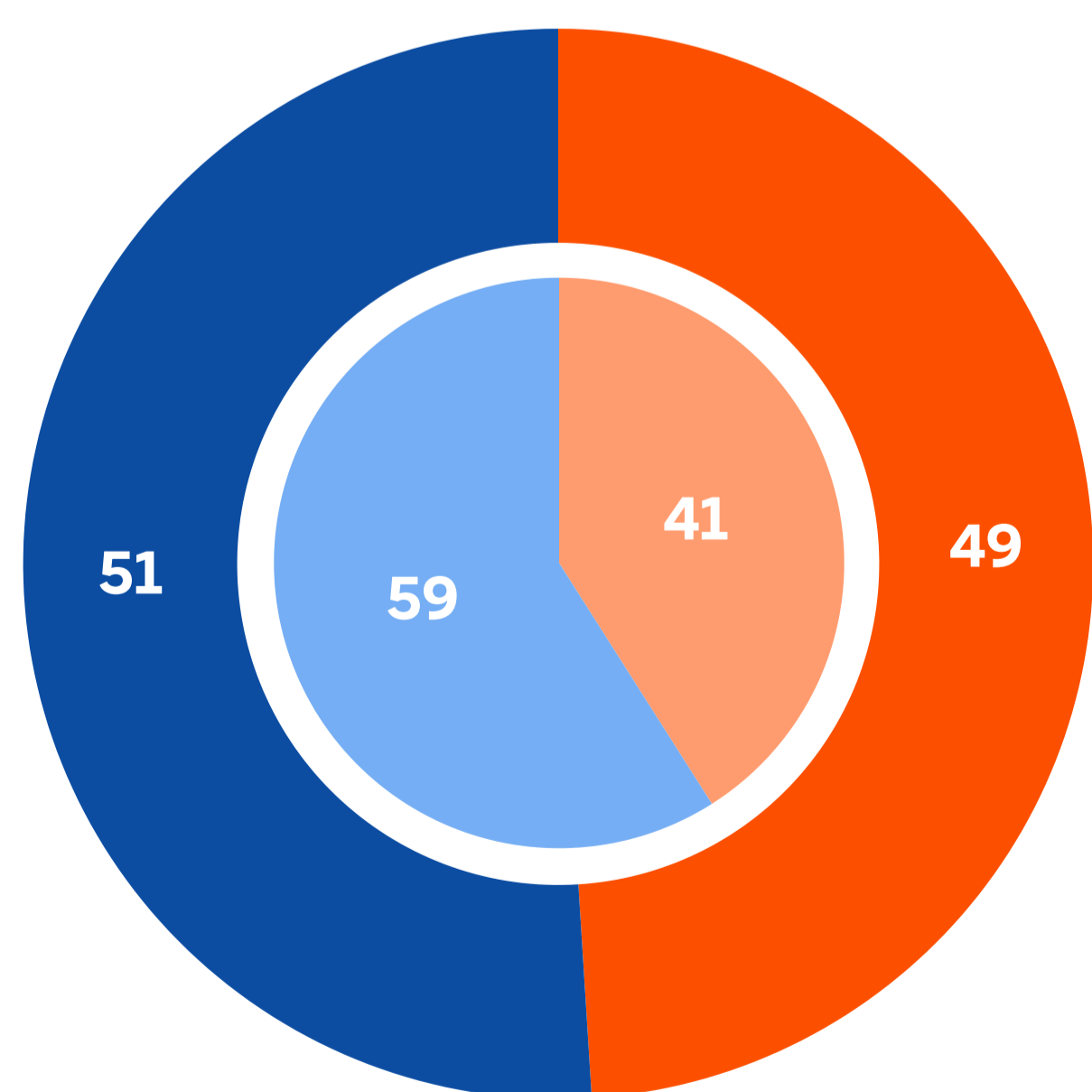
QA4ab. Which of the following is the main topic that encouraged you to vote in the recent European elections? Firstly? And then? (%)



Base: Respondents who declared they voted in the European elections 2024. Additional weighting: Results weighted by turnout.

WHO VOTED IN THE 2024 EUROPEAN ELECTIONS

QA1R. European elections were held on the (INSERT DATE ACCORDING TO COUNTRY). For one reason or another, some people in (OUR COUNTRY) did not vote in these elections. Did you yourself vote in the recent European elections? - (%)



EU27 Outer Pie
CY Inner Pie

● Voted ● Did not vote

	EU27	CY
Voted	51	59 ▲14
Did not vote	49	41 ▼14

▲▼ (Jun/Jul 2024 - June 2019)

Voted

	EU27	CY
Age		
15-24	36	61
25-39	46	50
40-54	51	60
55 +	58	66
Gender		
Man	53	61
Woman	50	58
Socio-professional category		
Self-employed	56	63
Managers	63	64
Other white collars	55	61
Manual workers	44	53
House persons	38	47
Unemployed	29	31
Retired	58	69
Students	46	45

Additional weighting: Results weighted by turnout.

SPECIAL EUROBAROMETER 101.5 | EB046EP

EU POST-ELECTORAL SURVEY 2024 (EB046EP)



26 349 interviews | Methodology (EU27): Face-to-face*
Fieldwork: 13 June 2024 – 8 July 2024

506 interviews | Methodology (CY): Face-to-face
Fieldwork: 13 June 2024 – 5 July 2024

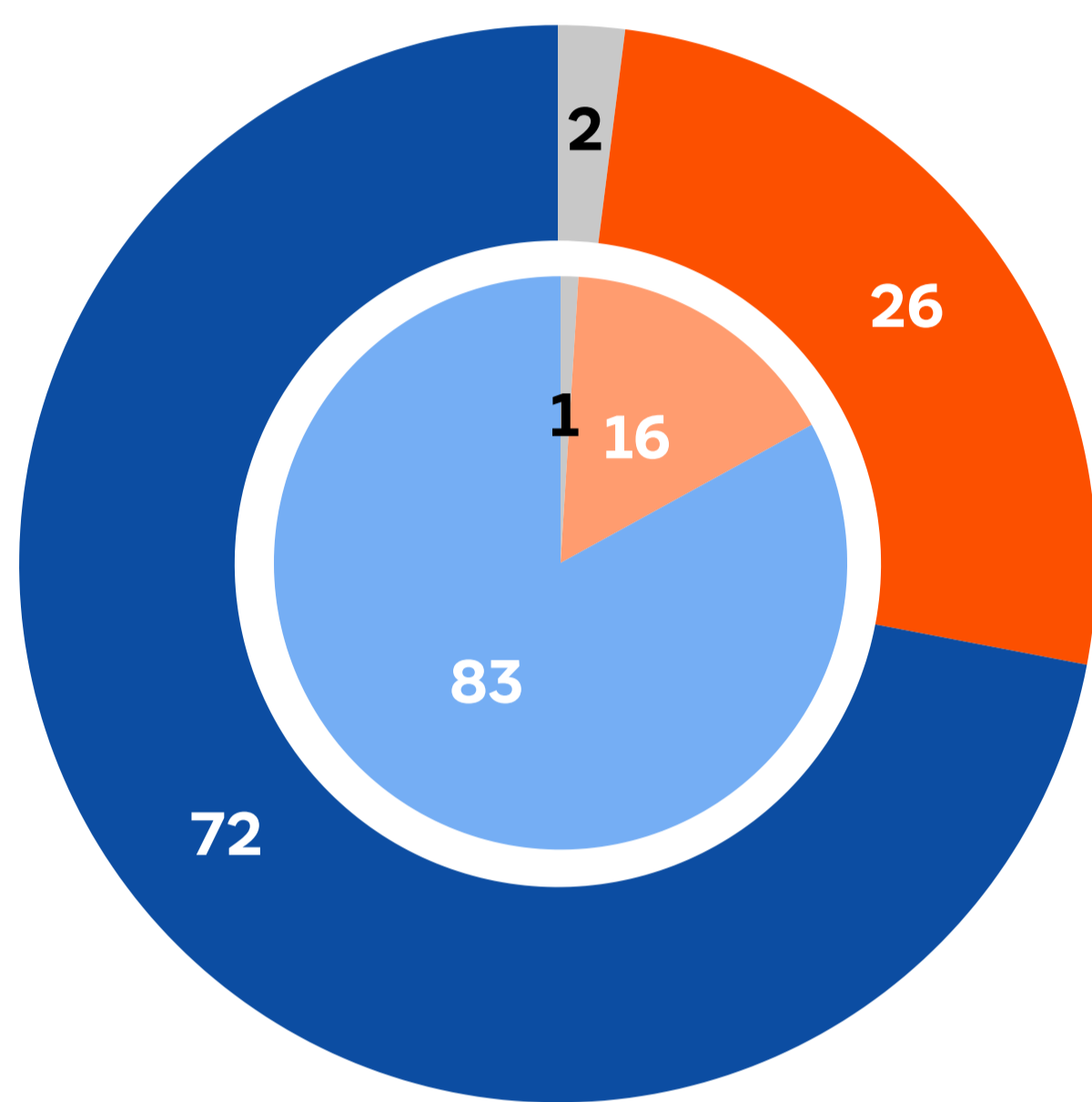
*Including CAVI (Computer-assisted video interviewing) in Czechia, Denmark, Malta and Finland

Factsheet Cyprus

IMPACT OF THE EU ON CITIZENS LIVES

IMPORTANCE OF EU MEMBERSHIP

QA22. Would you say the actions of the EU have an impact on your daily life? - (%)

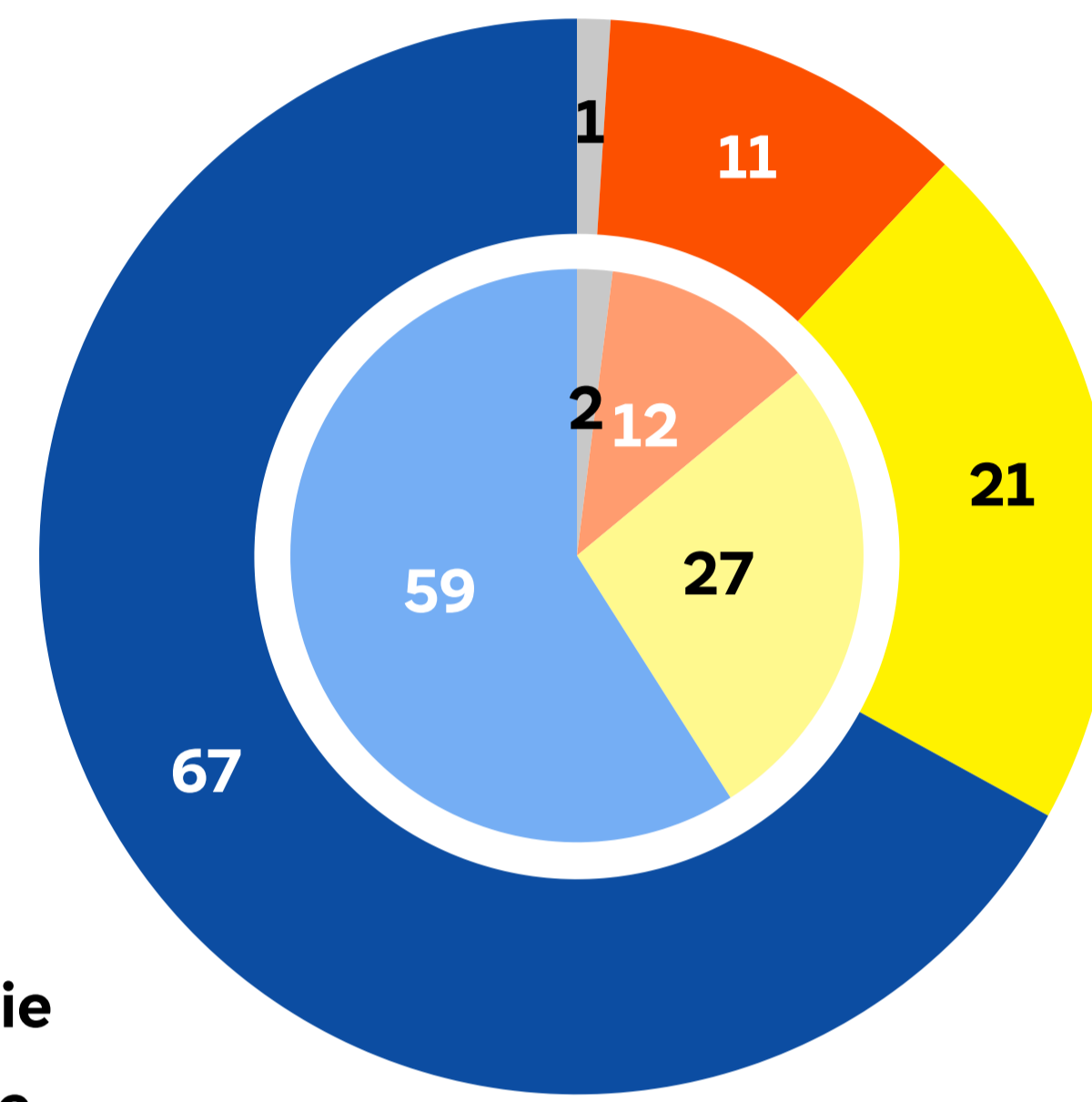


● Total 'Yes' ● Total 'No' ● Don't know

	EU27		CY	
Total 'Yes'	72	▼1	83	▼1
Total 'No'	26	=	16	▲1
Don't know	2	▲1	1	=

▲▼ (Jun/Jul 2024 - Feb/Mar 2024)

QA21. How important is it for you that (OUR COUNTRY) is a Member State of the European Union? Please use a scale from 1 to 10 where 1 means 'not at all important' and 10 means 'extremely important'. - (%)



EU27 ● Outer Pie
CY ● Inner Pie

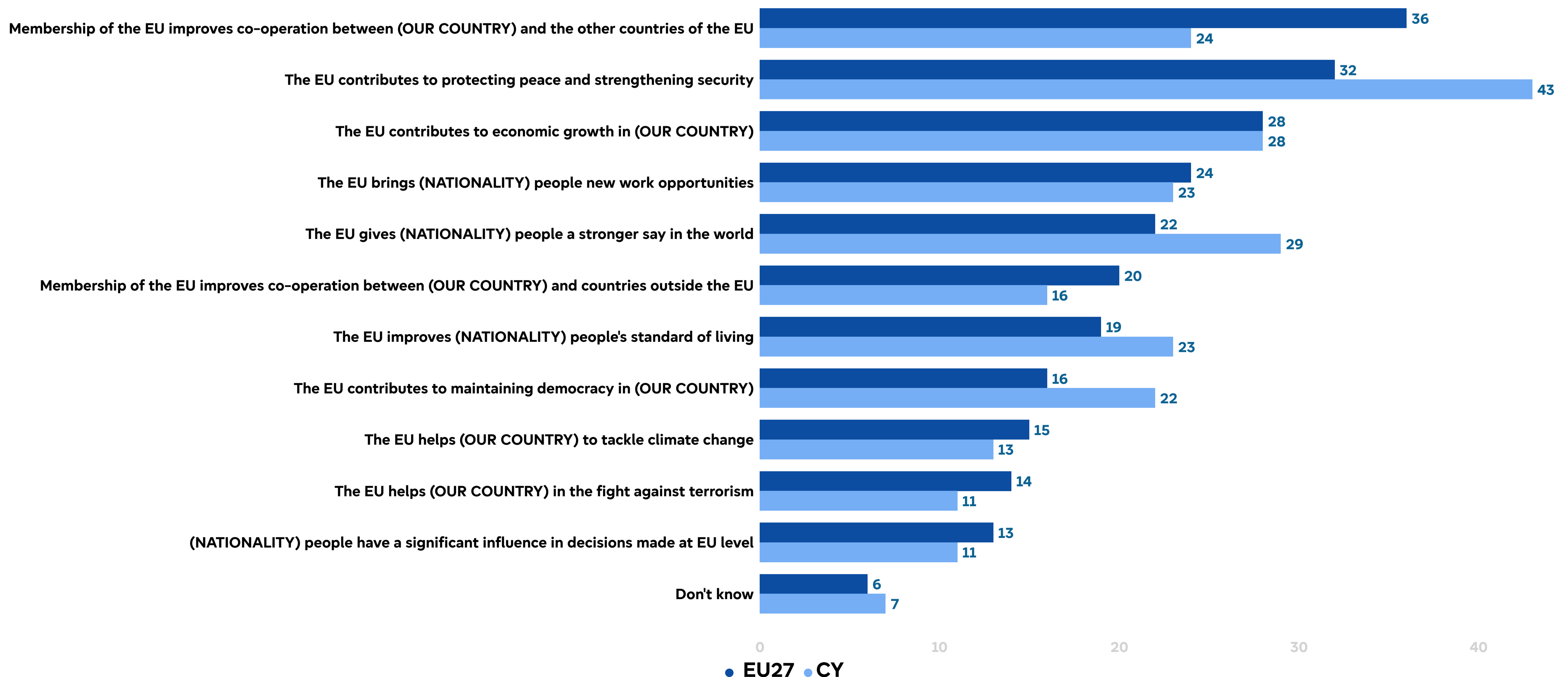
● Total 'Important' (7-10) ● Total 'Neutral' (5-6) ● Total 'Not important' (1-4) ● Don't know

	EU27		CY	
Total 'Important' (7-10)	67	▲2	59	=
Total 'Neutral' (5-6)	21	▼1	27	▼2
Total 'Not important' (1-4)	11	▼1	12	=
Don't know	1	=	2	▲2

▲▼ (Jun/Jul 2024 - Feb/Mar 2024)

BENEFITS OF BEING A MEMBER OF THE EU

QA20ab. Regardless of whether you think (OUR COUNTRY) has benefited or not from being a member of the EU, which of the following are the main reasons why people think (OUR COUNTRY) has benefited from being a member of the EU? Firstly? And then? (%)



● EU27 ● CY

SPECIAL EUROBAROMETER 101.5 | EB046EP

EU POST-ELECTORAL SURVEY 2024 (EB046EP)



26 349 interviews | Methodology (EU27): Face-to-face*
Fieldwork: 13 June 2024 – 8 July 2024

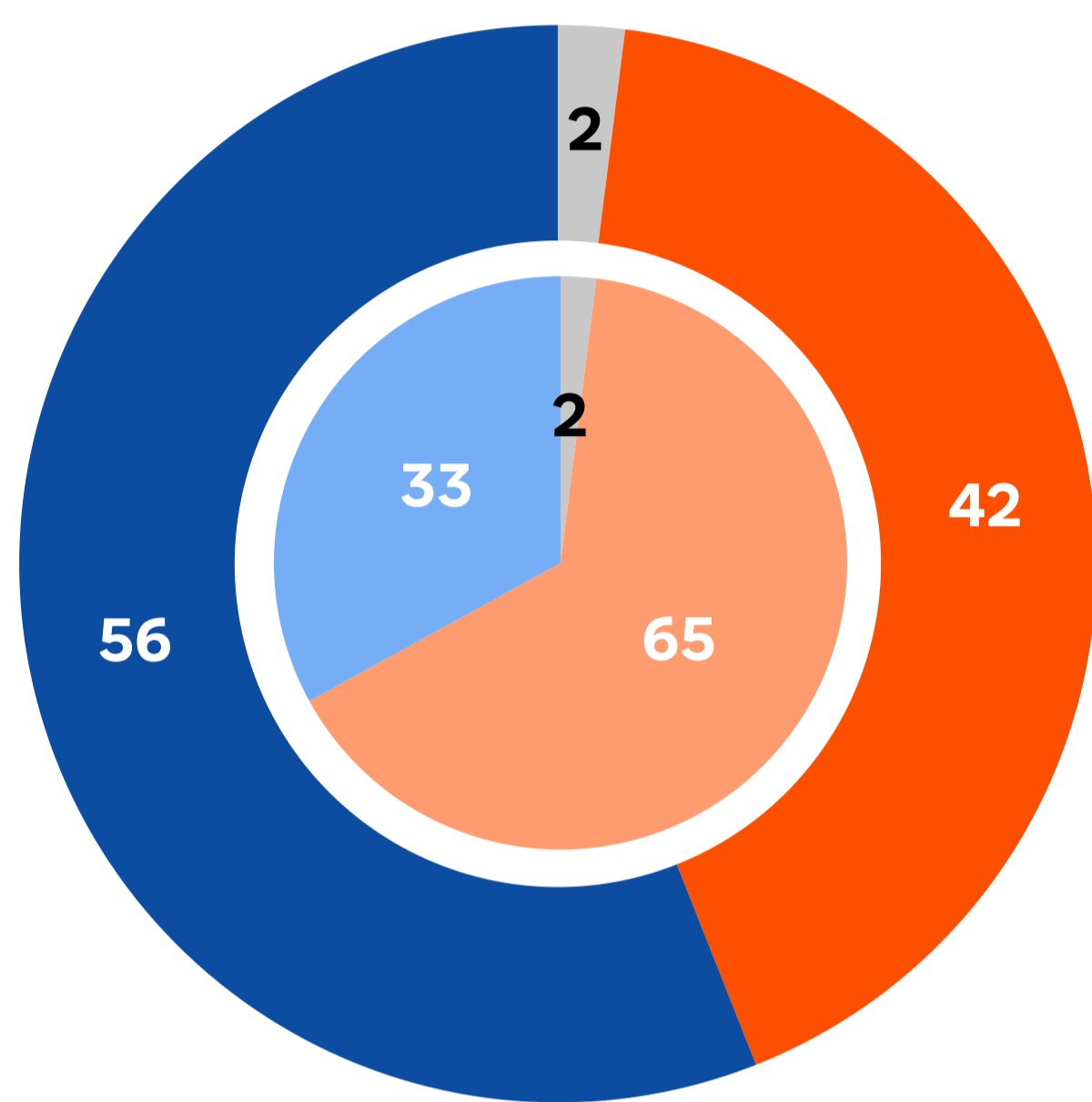
506 interviews | Methodology (CY): Face-to-face
Fieldwork: 13 June 2024 – 5 July 2024

*Including CAVI (Computer-assisted video interviewing) in Czechia, Denmark, Malta and Finland

Factsheet Cyprus

CITIZENS' VOICE AND OPTIMISM ABOUT THE FUTURE OF THE EU

D72.1. To what extent do you agree or disagree with each of the following statements. – My voice counts in the EU (%)



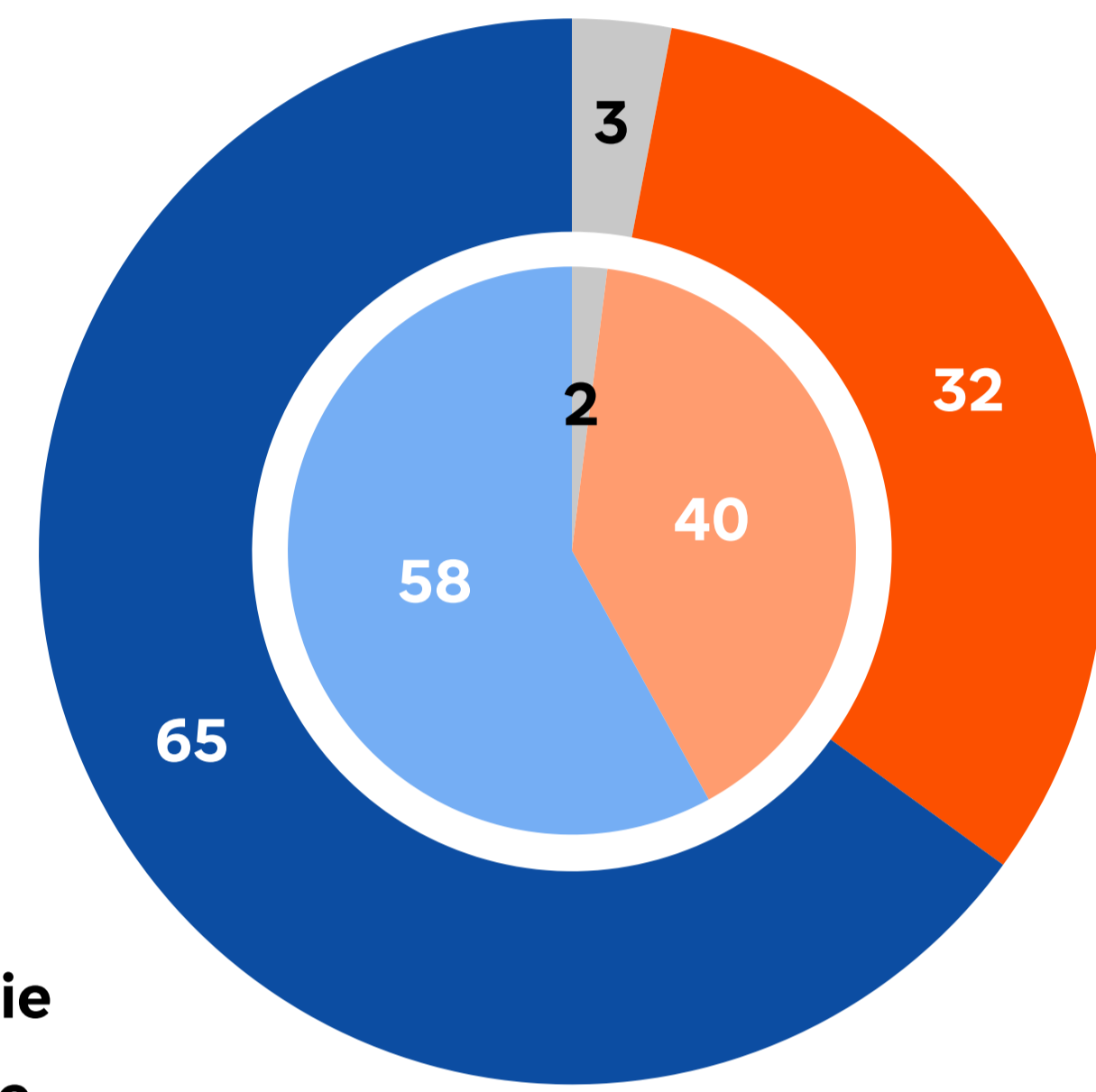
EU27 Outer Pie
CY Inner Pie

● Total 'Agree' ● Total 'Disagree' ● Don't know

	EU27		CY	
Total 'Agree'	56	▲8	33	▲11
Total 'Disagree'	42	▼6	65	▼10
Don't know	2	▼2	2	▼1

▲▼ (Jun/Jul 2024 – Feb/Mar 2024)

SD22. Would you say that you are very optimistic, fairly optimistic, fairly pessimistic or very pessimistic about the future of the EU? – (%)



EU27 Outer Pie
CY Inner Pie

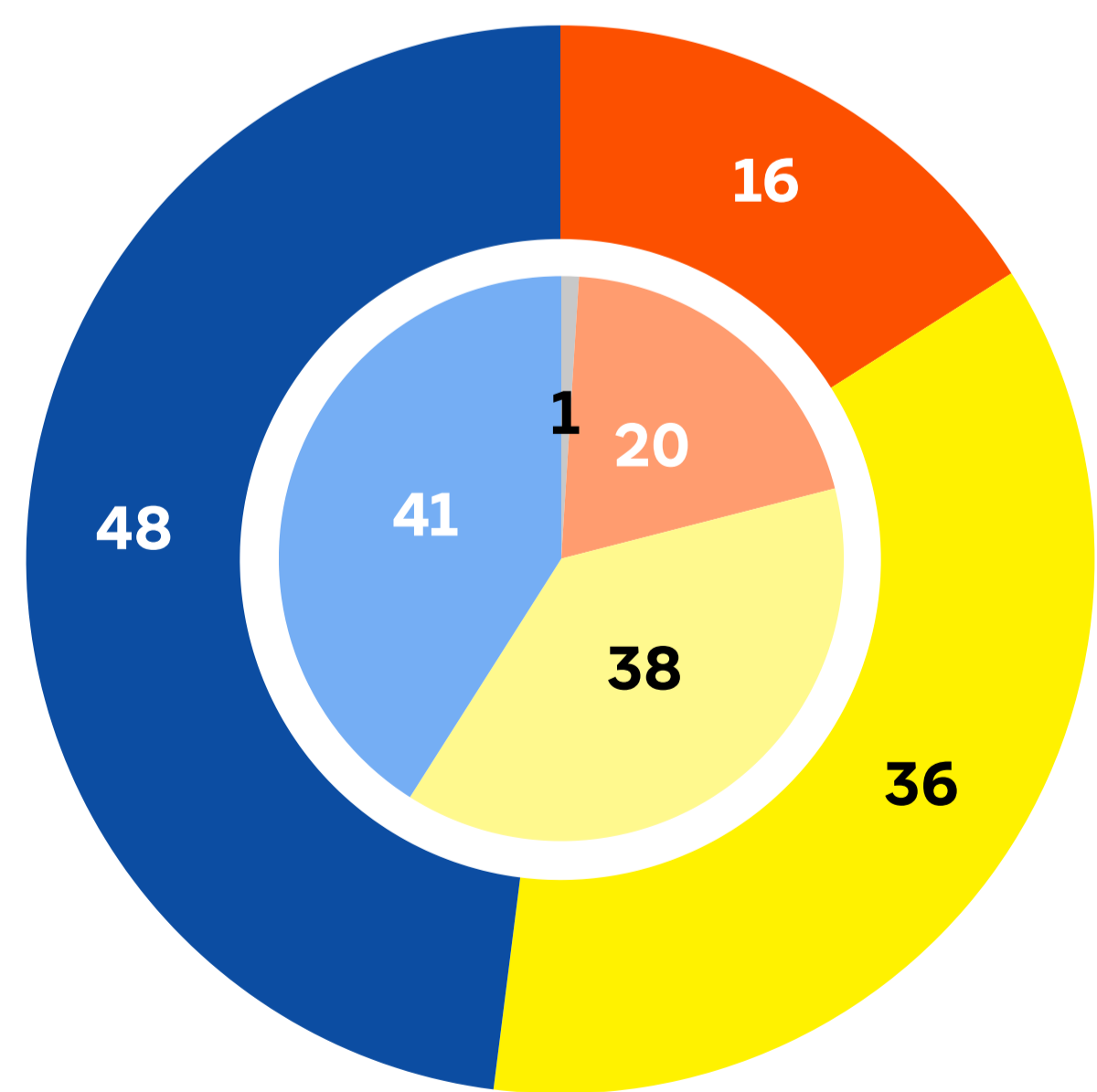
● Total 'Optimistic' ● Total 'Pessimistic' ● Don't know

	EU27		CY	
Total 'Optimistic'	65	▲4	58	▲7
Total 'Pessimistic'	32	▼3	40	▼5
Don't know	3	▼1	2	▼2

▲▼ (Jun/Jul 2024 – Feb/Mar 2024)

IMAGE OF THE EUROPEAN UNION AND PARLIAMENT

D78. In general, does the EU conjure up for you a very positive, fairly positive, neutral, fairly negative or very negative image? – (%)



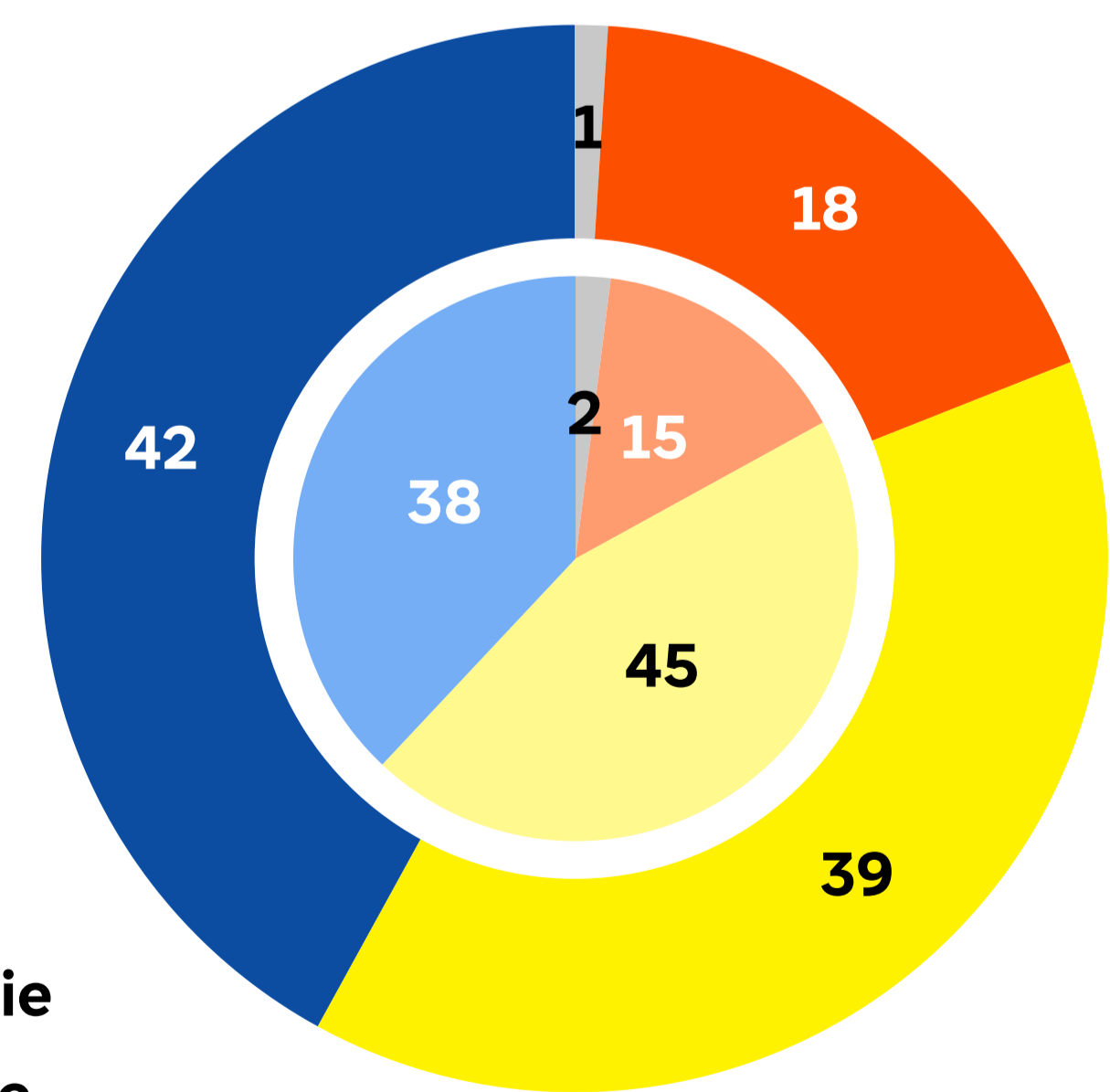
EU27 Outer Pie
CY Inner Pie

● Total 'Positive' ● Neutral ● Total 'Negative' ● Don't know

	EU27		CY	
Total 'Positive'	48	▲1	41	▼1
Neutral	36	=	38	▼2
Total 'Negative'	16	▼1	20	▲2
Don't know	0	=	1	▲1

▲▼ (Jun/Jul 2024 – Feb/Mar 2024)

QA16. In general, do you have a very positive, fairly positive, neutral, fairly negative or very negative image of the European Parliament? – (%)



EU27 Outer Pie
CY Inner Pie

● Total 'Positive' ● Neutral ● Total 'Negative' ● Don't know

	EU27		CY	
Total 'Positive'	42	▲1	38	▲3
Neutral	39	▼1	45	▼5
Total 'Negative'	18	=	15	▲3
Don't know	1	=	2	▼1

▲▼ (Jun/Jul 2024 – Feb/Mar 2024)

SPECIAL EUROBAROMETER 101.5 | EB046EP

EU POST-ELECTORAL SURVEY 2024 (EB046EP)



26 349 interviews | Methodology (EU27): Face-to-face*
Fieldwork: 13 June 2024 – 8 July 2024

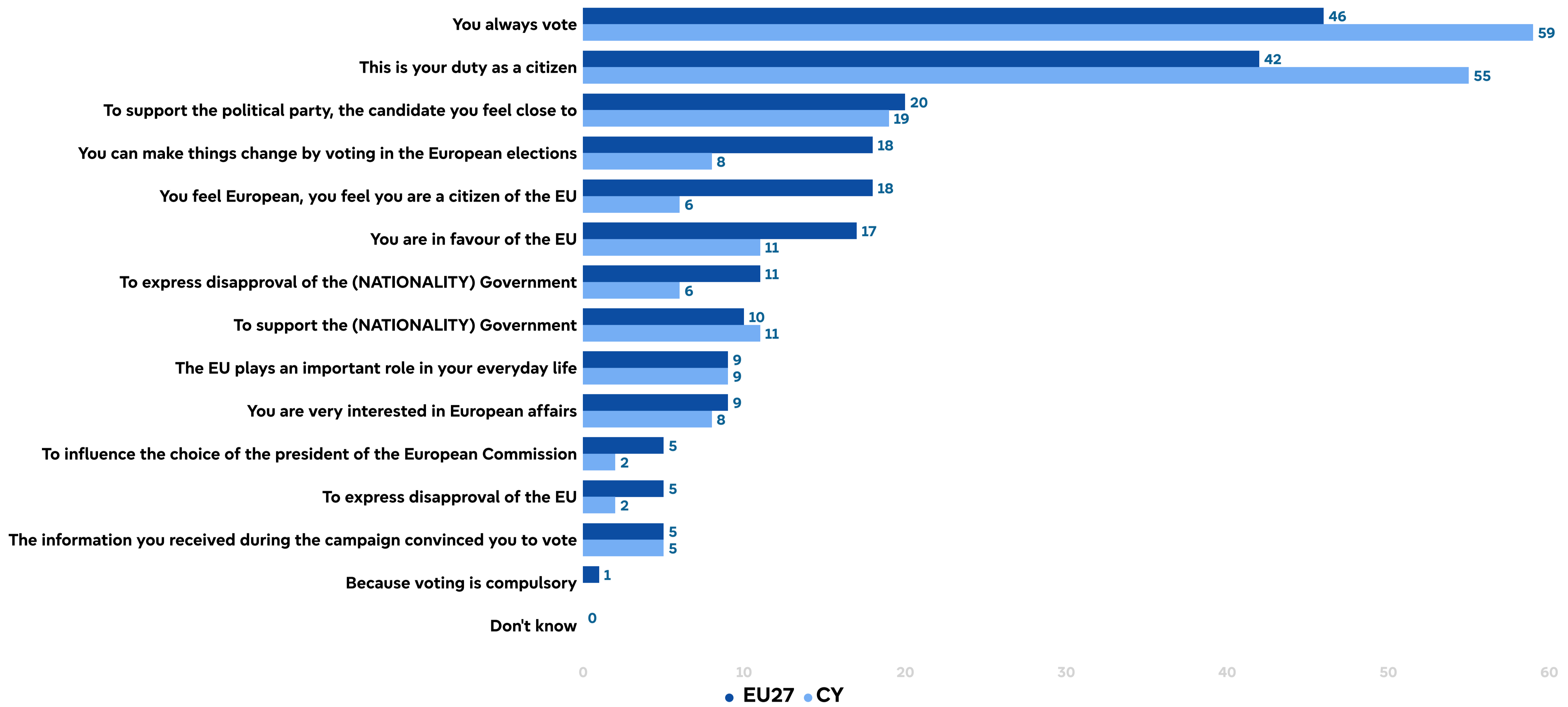
506 interviews | Methodology (CY): Face-to-face
Fieldwork: 13 June 2024 – 5 July 2024

*Including CAVI (Computer-assisted video interviewing) in Czechia, Denmark, Malta and Finland

Factsheet Cyprus

REASONS FOR VOTING

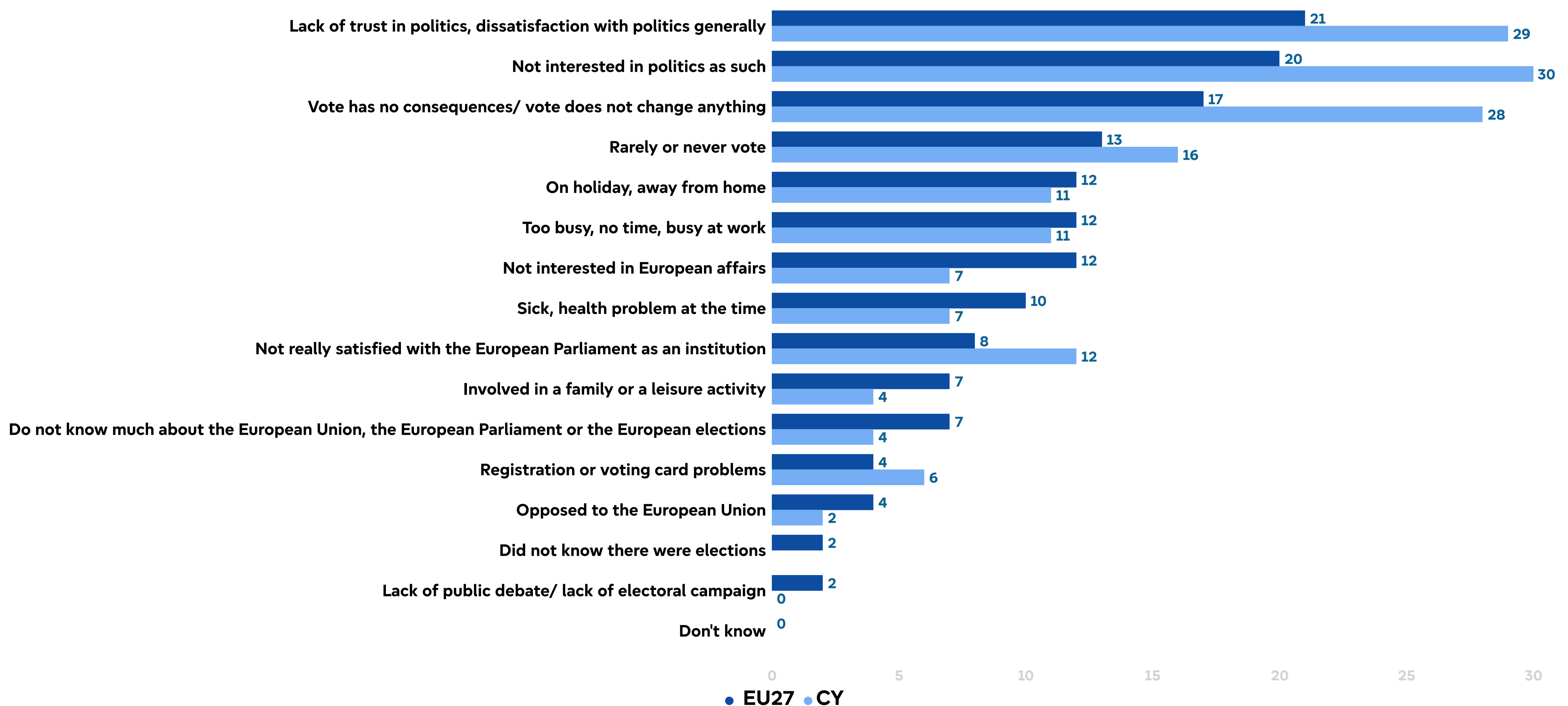
QA3. What are the main reasons why you decided to vote in the European elections? (MAX. 3 ANSWERS) (%)



Base: Respondents who declared they voted in the European elections 2024. Additional weighting: Results weighted by turnout.

REASONS FOR NOT VOTING

QA7. What are the main reasons why you did NOT vote in the recent European elections? (MAX. 3 ANSWERS) (%)



Base: Respondents who declared they did not vote in the European elections 2024. Additional weighting: Results weighted by turnout.